

# AT 15-3



**Features: AT 15-3**

- ▶ 15 tonne at 1.6 m radius
- ▶ 1.05 tonne at 15.86 m radius
- ▶ 17 m maximum hook height
- ▶ Hook block (3 parts) capacity 10.5 tonne
- ▶ Single line 3.5 tonne

## Key

.....	3
-------	---

## Dimensions

Crane dimensions .....	4, 5
Range diagram .....	6
Area of operation .....	7

## Load charts

Fallblock .....	8
Fallblock, manual .....	9

## Technical description

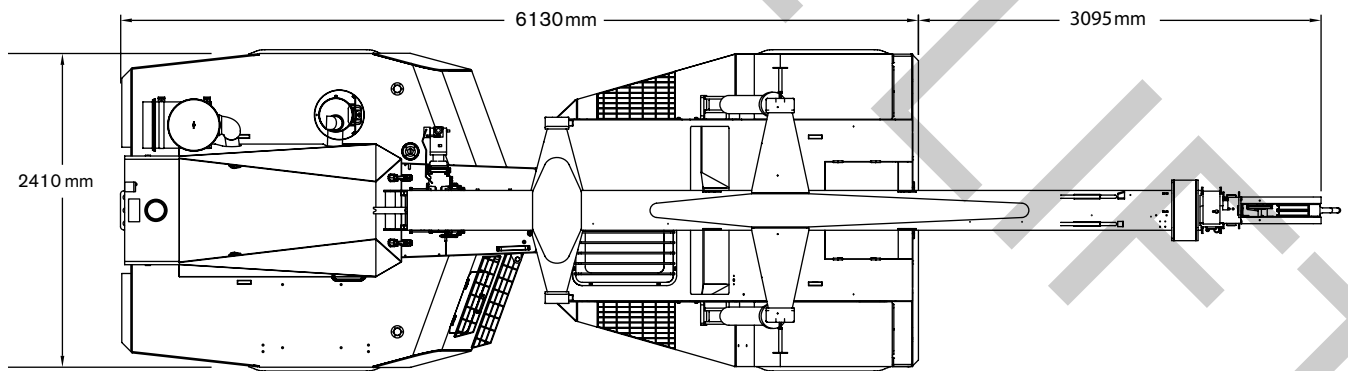
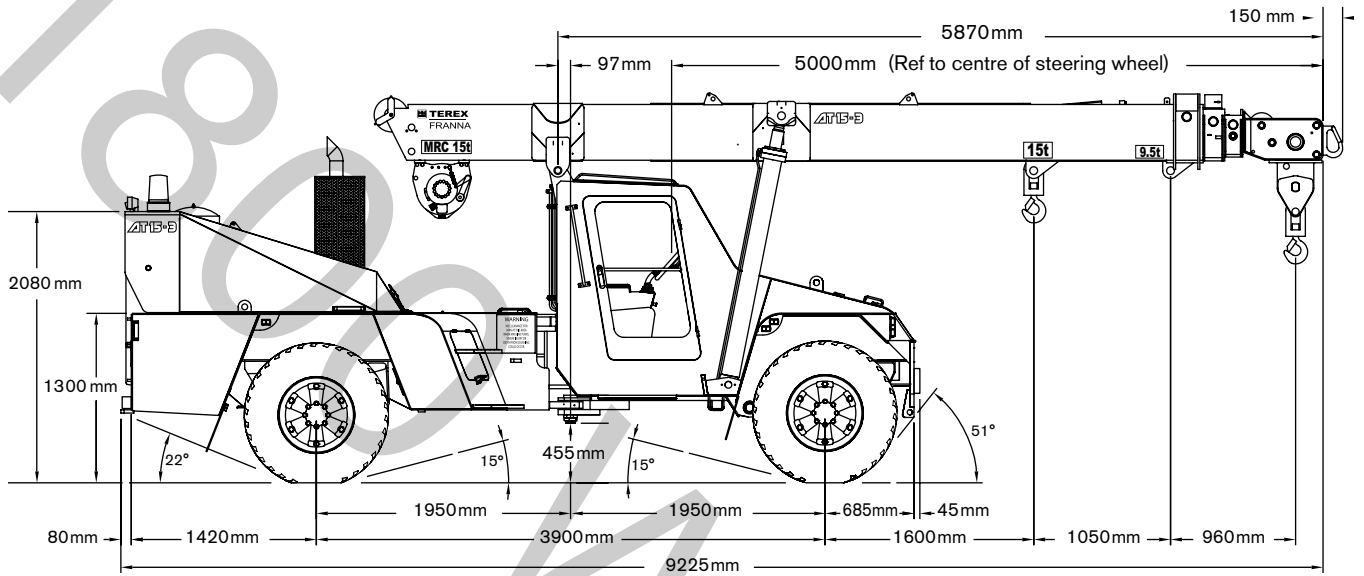
Boom and Jib .....	10
Winch .....	10
Engine and transmission .....	10
Hydraulic system .....	11
Chassis .....	11
Tyres .....	11
Vehicle performance .....	12
Cab, controls, and operator aids .....	12

	Boom length		Speed
	Hook height		Slewing / Allowable slewing range
	Boom with jib		Crane / Crane in standard configuration
	Telescoping mode		Gradeability
	Boom elevation angle		Gross vehicle weight
	Working radius		Weight on front axle
	Hook and block		Weight on rear axle
	On rubber		Controls
	Main winch		Cab
	Winch speed		Air conditioning / Cab heating
	Engine		Operator aids / Load limiter / Load indicator
	Transmission		Rope – Standard / Optional
	Hydraulics		Rope diameter
	Steering		Rope length
	Tyres		Maximum line pull

# DIMENSIONS

AT 15-3

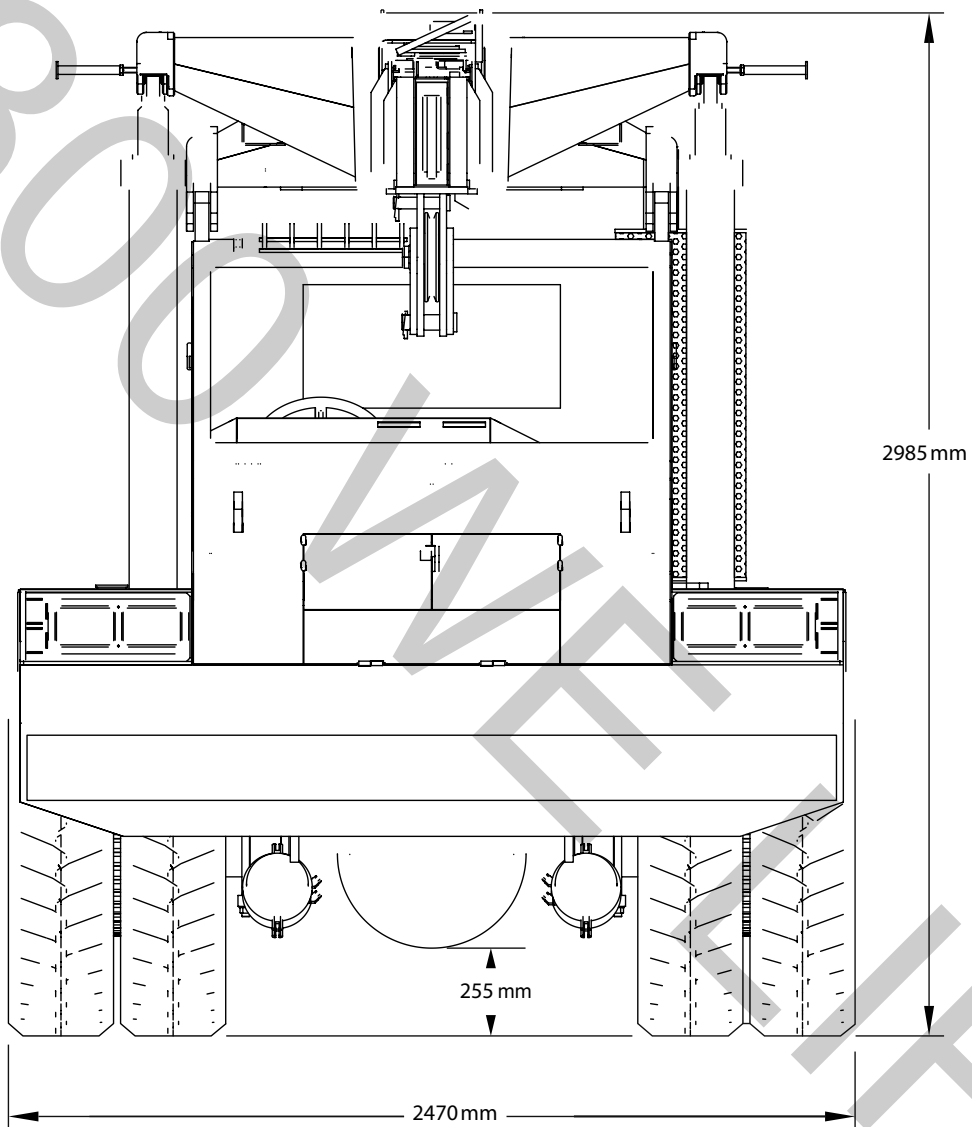
## Crane Dimensions



# DIMENSIONS

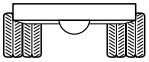
AT 15-3

## Crane Dimensions

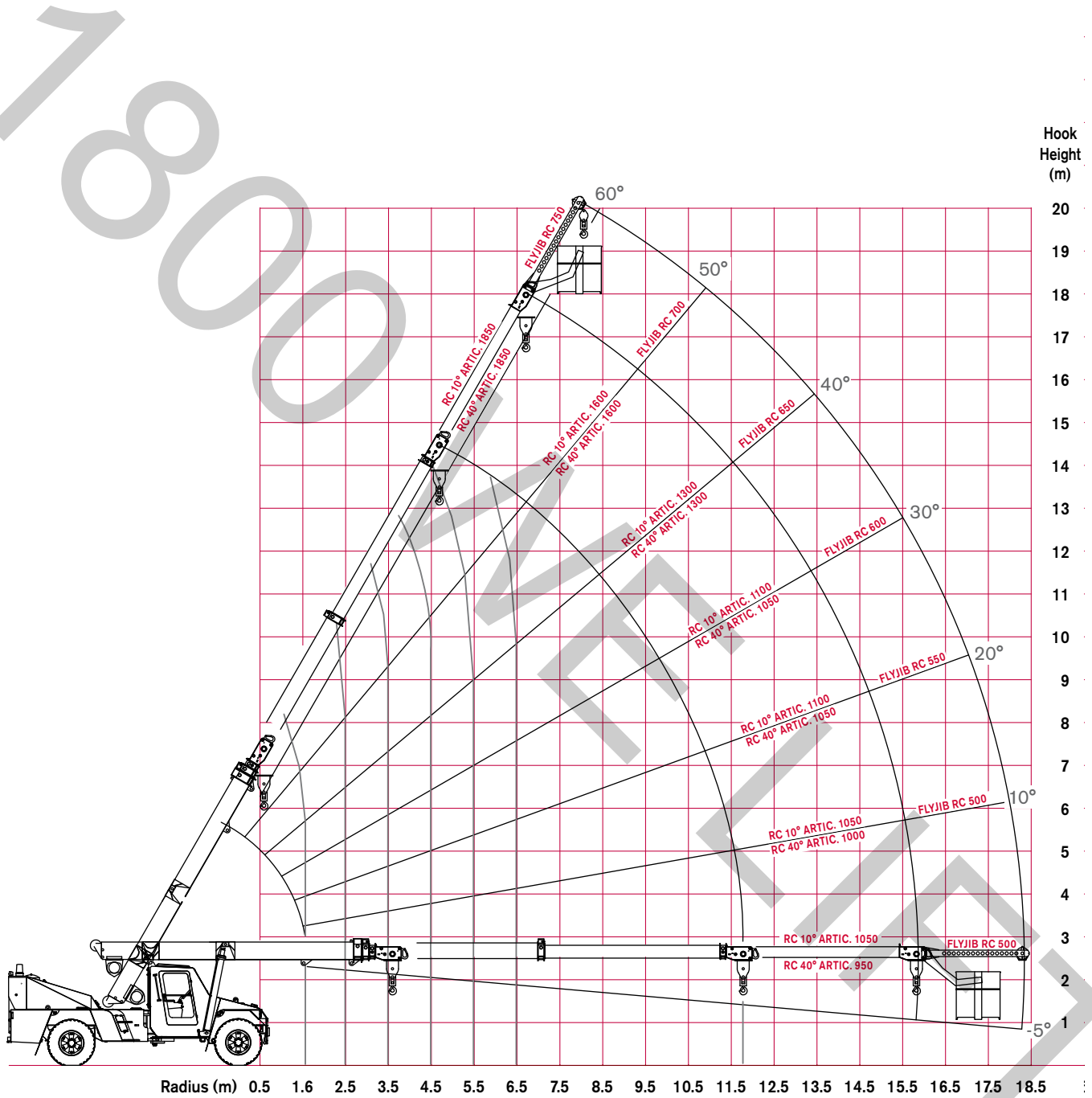


# RADIUS LOAD CHART

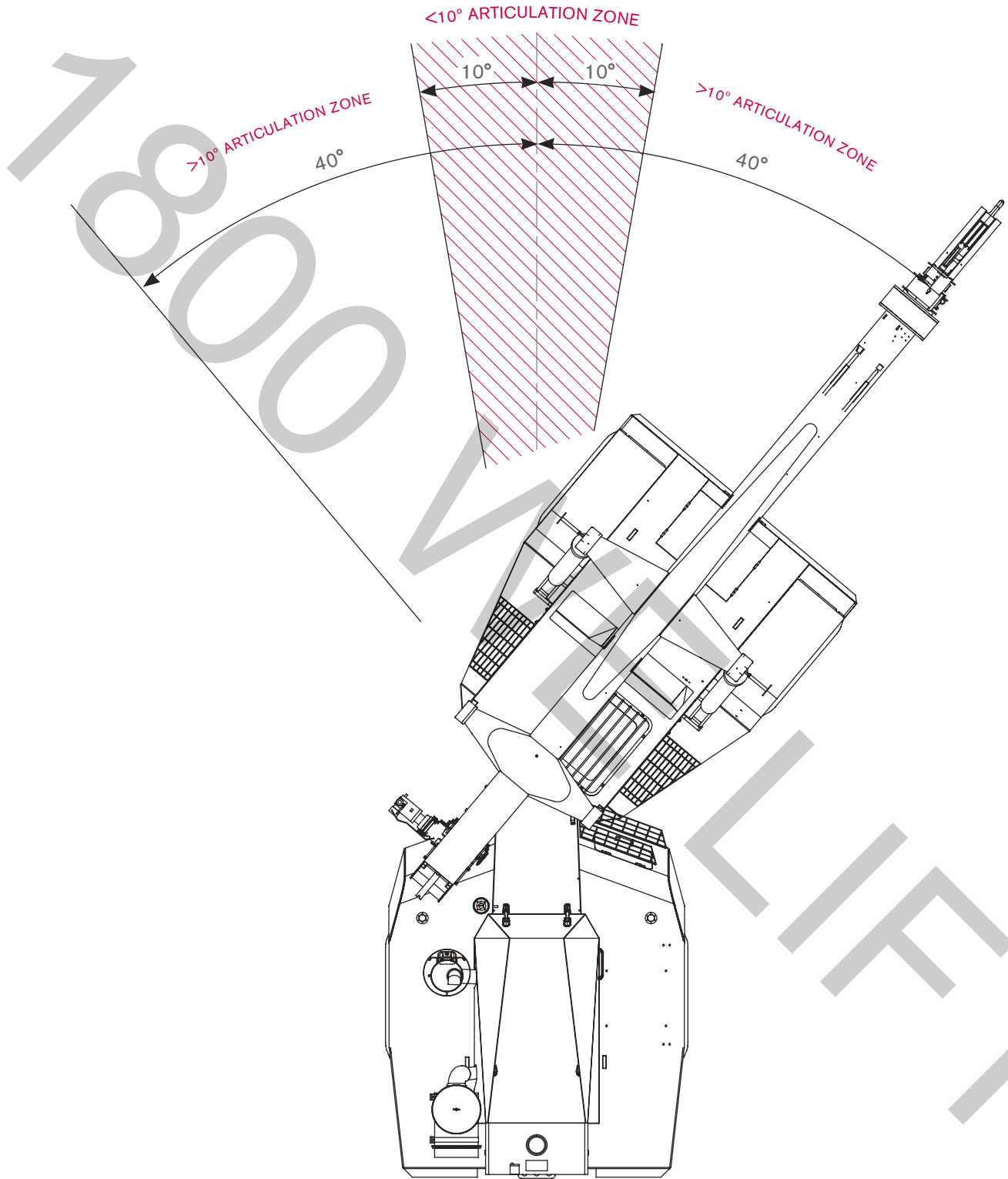
AT 15-3



Pick & Carry 0.4 m/s (1.44 km/h); On rubber 66.6%



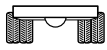
15000	9800	7200	5400	4300	3500	2900	2400	2100	1800	1550	RC (KG) 10° ART.	10 TONNE REAR AXLE
14000	8800	6300	4800	3800	3000	2500	2100	1800	1600	1350	RC (KG) 40° ART.	



# LOAD CHART

AT 15-3

## Fallblock



Pick & Carry 0.4 m/s (1.44 km/h); On rubber 66.6%



5.66-13.86 m

AS 1418.5

m	Boom Length (m)																		m		
	5.66	6.00	6.50	7.00	7.50	8.00	8.50	9.00	9.50	10.00	10.50	11.00	11.50	12.00	12.50	13.00	13.50	13.86			
1.6	10500	10500	10500	10500	10500														1.6		
	48°	50°	54°	57°	59°																
2.0	10500	10500	10500	10500	10500	10500	10500												2.0		
	42°	46°	50°	53°	56°	58°	60°														
2.5	10400	10350	10350	10350	10350	10350	10350	9950	9650										2.5		
	9250	9250	9250	9250	9250	9250	9250	9200	9200												
	34°	39°	44°	48°	51°	54°	56°	58°	60°												
3.0	8500	8500	8500	8500	8500	8500	8500	8500	8500	8300	7350								3.0		
	7600	7600	7600	7600	7600	7550	7550	7550	7550	7550	7350										
	25°	31°	37°	42°	46°	49°	52°	55°	57°	58°	60°										
3.5	7200	7200	7200	7200	7200	7200	7150	7150	7150	7150	6750	5950	5650						3.5		
	6400	6400	6400	6400	6400	6400	6400	6400	6350	6350	6350	5950	5650								
	9°	20°	30°	36°	41°	45°	48°	51°	53°	55°	57°	59°	60°								
4.0	6950	6250	6200	6200	6200	6200	6200	6200	6200	6150	6150	5500	5250	5000	4800				4.0		
	6150	5550	5500	5500	5500	5500	5500	5500	5500	5500	5500	5450	5250	5000	4800						
	(3.61)	(3.95)	20°	28°	35°	39°	43°	46°	49°	52°	54°	56°	57°	59°	60°						
4.5			5450	5400	5400	5400	5400	5400	5400	5400	5400	5150	4900	4650	4500	4300	4150		4.5		
			4850	4800	4800	4800	4800	4800	4800	4800	4800	4800	4800	4650	4500	4300	4150				
			(4.45)	19°	28°	34°	38°	42°	45°	48°	50°	52°	54°	56°	57°	59°	60°				
5.0				4850	4800	4800	4800	4800	4800	4800	4800	4800	4800	4550	4350	4200	4050	3900	3800	5.0	
				4300	4250	4250	4250	4250	4250	4250	4250	4250	4250	4250	4200	4200	4050	3900	3800		
				(4.95)	18°	27°	33°	37°	41°	44°	47°	49°	51°	53°	55°	56°	58°	59°			
6.0					4300	3900	3850	3850	3850	3850	3850	3850	3850	3850	3850	3700	3550	3300	3200	6.0	
					3800	3450	3400	3400	3400	3400	3400	3400	3400	3400	3400	3400	3300	3200	3200		
					(5.45)	(5.95)	17°	25°	31°	35°	39°	42°	45°	47°	49°	51°	52°	54°			
7.0							3550	3200	3200	3200	3200	3200	3200	3200	3200	3200	3050	2950	2850	7.0	
							3100	2800	2800	2800	2800	2800	2800	2800	2800	2800	2800	2800	2800		
							(6.45)	(6.95)	16°	24°	29°	34°	37°	40°	43°	45°	47°	48°			
8.0										2950	2700	2700	2700	2700	2700	2700	2650	2600		8.0	
										2600	2350	2350	2350	2350	2350	2350	2350	2350			
										(7.45)	(7.95)	16°	23°	28°	32°	36°	38°	41°	43°		
9.0												2500	2300	2300	2300	2300	2300	2300		9.0	
												2200	2000	2000	2000	2000	2000	2000			
												(8.45)	(8.95)	15°	22°	27°	31°	34°	36°		
10.0															2150	2000	2000	2000		10.0	
															1850	1750	1750	1750			
															(9.45)	(9.95)	14°	21°	26°	29°	
11.0																1900	1750	1750	1750	11.0	
																1600	1500	1500	1500		
																(10.45)	(10.95)	14°	19°		
11.81																	1650	1550		11.81	
																	1400	1350			
																	(11.45)	(11.81)			

- RC (kg) < than 10° articulation
- RC (kg) > than 10° articulation
- Boom angle
- ( ) Radius at 0° boom angle
- Loads above red line are structural

## Notes to lifting capacity

Lifting capacities do not exceed 66.6% of tipping load. Weight of hook blocks and slings is part of the load, and is to be deducted from the capacity ratings. Consult Rated Capacity Manual for further details.

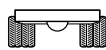
Note: Data published herein is intended as a guide only and shall not be construed to warrant applicability for lifting purposes. Crane operation is subject to the computer charts and Rated Capacity Manual both supplied with the crane.




# LOAD CHART


AT 15-3

## Fallblock Manual

 Pick & Carry 0.4 m/s (1.44 km/h); On rubber 66.6%

 9.71–17.91 m

AS 1418.5

Maximum Radius	Rated Capacity
 m	Maximum Extension Maximum Length 17.91 m
	kg
6.72	1850
	1850
	60°
9.29	1600
	1600
	50°
11.53	1300
	1300
	40°
13.35	1150
	1150
	30°
14.70	1050
	1050
	20°
15.54	1050
	950
	10°
15.86	1050
	950
	0°

## Notes to lifting capacity

Read and understand warning notes before operating crane.

Weight of slings & hook block to be added to load.

Maximum extension length is 17.91m.

17.9 m boom length includes manual 3rd extension.

Ratings for manual extension are structural and based on boom angle, not radius.

The ratings do not change if the power sections are retracted with the manual section extended.

Lifting capacities do not exceed 66.6% of tipping load.

Weight of hook blocks and slings is part of the load, and is to be deducted from the capacity ratings.

Consult Rated Capacity Manual for further details.


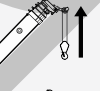



Note: Data published herein is intended as a guide only and shall not be construed to warrant applicability for lifting purposes. Crane operation is subject to the computer charts and Rated Capacity Manual both supplied with the crane.

- RC (kg) < than 10° articulation
- RC (kg) > than 10° articulation
- Boom angle
- Loads above red line are structural

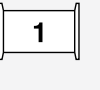
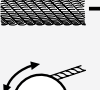
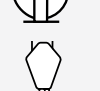

# TECHNICAL DESCRIPTION

AT 15-3



## Boom and Jib

	<b>Four section boom:</b> Main boom, two powered sections, and one manual section (3rd section)	
	Maximum hook height	17 m
	Boom elevation angle range (min. / max.)	-5° / 60°
	Maximum hook height with jib	19.5 m
	40° articulation each side of centre providing a total 80° slewing arc	80°
	Machinery hook	10 tonne


## Winch

	<b>Winch:</b> Fully compensated hook height when telescoping boom 1 and 2	
	Maximum line pull	3.5 tonne
	Two speed winch	41 m/min / 58 m/min
	Hook block, two or three part, maximum rated capacity	10.5 tonne

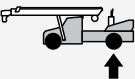
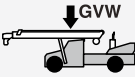

## Engine and Transmission

	Mercedes OM 906 EUROMOT 3a turbo charged and intercooled diesel engine with hinged engine cover and mid cover for easy serviceability	170 kW
	Engine Torque	810 Nm
	Fuel capacity	330 l
	Fuel type	diesel
	Allison 2000 Series	5-speed automatic
	<b>Transfer Case:</b> Styer VG 750 2:1 ratio High/low range via airshift 2WD/4WD via airshift, disconnect to rear axle	


## Hydraulic System

	<b>Hydraulic Pump:</b> Load sensing axial piston Maximum pump flow rate Maximum working pressure	125 litre/min 210 bar
	Hydraulic tank with remote return filter and in tank suction filters	120 l


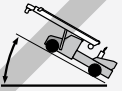
## Chassis

	<b>Front Axle:</b> Meritor RS-25-160 with driver selectable diff lock	6,000 kg
	<b>Rear Axle:</b> Meritor RS-25-160	10,000 kg
	<b>Total:</b>	16,000 kg
	Full power Orbitrol with twin hydraulic double acting rams with end stop cushioning Priority flow from main pump supply plus electro hydraulic emergency supply Turning Circle: Outside wheels radius	6.6 m
	<b>Brakes:</b> Air operated high capacity S-cam style twin Circuit Service and Spring Applied Park Brake on both front and rear axles  Crane operation hold brake on right side front wheel  Driver selectable engine exhaust brake with electronically controlled transmission downshifts	
	<b>Suspension:</b> Two semi elliptic springs on front and rear axle plus torsion bar on front axle for stability	

## Tyres


	11.00 x 20 bias ply duals 20 in x 7.5 in heavy duty demountable rims
---	---

### Vehicle performance


	Maximum rated travel speed	85 kph
	Gradeability	50%

### Cab, Controls, and Operator aids

	<b>Two person, insulated lock up cabin:</b> KAB suspension driver's and passenger seats, including retracting seat belts Colour LCD display Radio/CD player with Bluetooth handsfree Reversing camera Centralised greasing Cruise control Engine monitoring Service diagnostics
	3B6 rated capacity indicator with audio/visual overload pre-warning and motion cut-outs
	3 axis joystick control for crane functions
	Air conditioned and heated



18000 WHEELS



## BRISBANE

585 Curtin Avenue East  
Eagle Farm QLD 4009  
AUSTRALIA

Ph: +61 7 3868 9600  
Fax: +61 7 3268 2489

## MELBOURNE

187 Osborne Avenue  
Clayton South VIC 3169  
AUSTRALIA

Ph: +61 3 9551 8644  
Fax: +61 3 9551 8143

## SYDNEY

114 Hassall Street  
Wetherill Park NSW 2164  
AUSTRALIA

Ph: +61 2 8786 4444  
Fax: +61 2 8786 4455

## PERTH

39 Catalano Road  
Canning Vale WA 6155  
AUSTRALIA

Ph: +61 8 9232 0000  
Fax: +61 8 9232 0051

[www.terexcranes.com](http://www.terexcranes.com)

Effective Date: September 2011. Product specifications and prices are subject to change without notice or obligation. The photographs and/or drawings in this document are for illustrative purposes only. Refer to the appropriate Operator's Manual for instructions on the proper use of this equipment. Failure to follow the appropriate Operator's Manual when using our equipment or to otherwise act irresponsibly may result in serious injury or death. The only warranty applicable to our equipment is the standard written warranty applicable to the particular product and sale and Terex makes no other warranty, express or implied. Products and services listed may be trademarks, service marks or trade-names of Terex Corporation and/or its subsidiaries in the USA and other countries. All rights are reserved. Terex® is a registered trademark of Terex Corporation in the USA and many other countries. Copyright 2011 Terex Corporation..

Terex Cranes, Global Marketing, Dinglerstraße 24, 66482 Zweibrücken, Germany  
Tel. +49 (0) 6332 830, Email: [info.cranes@terex.com](mailto:info.cranes@terex.com), [www.terexcranes.com](http://www.terexcranes.com)

Brochure Reference: TC-DS-M-E-AT15-3-09/11



**WORKS FOR YOU.™**